

Stage Color 300 Stage Light 300



PROFESSIONAL SHOW LIGHTING



After pioneering the development of the moving mirror luminaire technology, Clay Paky is now also leading the way in moving body luminaires with the Stage Line, a range of six luminaires offering significant innovations over other products on the market, comprising 4 washlights and 2 effects projectors.

Stage Color 300 *Ultra-compact Wash*

A master of compactness

Stage Color 300 achieves performance levels formerly only provided by much larger, more powerful luminaires. This is a washlight for universal use, its compact size offering a number of important advantages in terms of handling, ease of installation and low purchase and operating cost, while still providing all the reliability, strength and durability typical of top-of-the-range Clay Paky luminaires.



Stage Light 300 *Ultra-compact Spot*

Vast choice of effects in small volume

Stage Light 300 is an extremely compact moving body effects projector, with high performance content that makes it the most advanced product in its category; thanks to its versatility and wealth of graphic capabilities, it will take pride of place not only in the world of discotheques, but also in the theatre, on the television set and in services.



Stage Line marks a

turning-point in the

field of compact

luminaires, with the

Stage Color 300

washlight and

Stage Light 300 effects

projector, the ideal

duo for professional

theatre, television

and discotheque

applications, when

the objective is full

use of the 300 Watt

lighting power.

Stage Color 300 *Ultra-compact Wash*

A virtually unlimited number of colors available

The color system with a CMY three-filter color mixing (1) devices provides an infinitely varied palette, with exactly the right tone of color for every scene.



Three-color mixing (1)

** New-generation diffusion system with linear variation*

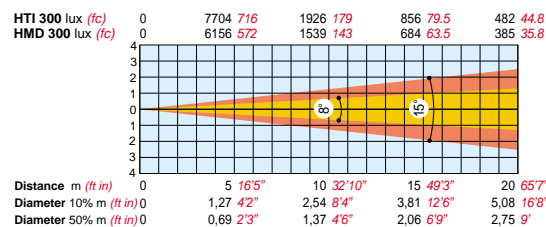
For beam diffusion, this luminaire has a variable frost system (2) with perfectly linear variation down to a very wide diffusion angle, capable of maintaining perfectly uniform light intensity over the entire illuminated area and greatly reducing the typical loss of brightness associated with conventional diffusers. This innovation springs from a new filter design and construction concept, using spherical optical glass caps with one side treated to obtain small lenses; it allows the creation of splendid color washes, perfectly uniform even when projected from short distances.



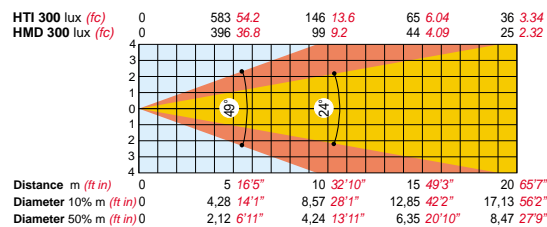
Gradual variable frost (2)



Stage Color 300 (15° 10% - 8° 50%)



Stage Color 300 - with frost 100% (49° 10% - 24° 50%)



KEY • Diameter 10% -50%: beam diameter for 10% and 50% of maximum illumination.

Dimmer, Beam Stopper and Strobe

In spite of its compact size, Stage Color 300 offers top level performance features: mechanical dimmer (3) controlled by a dedicated channel, beam stopper and strobe effect (4) on an additional channel.



Dimmer (3)

Control Channels

%	CHANNELS									
	1	2	3	4	5	6	7	8	9	10
	Color mixing	Color mixing	Color mixing	Stopper Strobe	PAN	TILT	Dimmer	Frost	fine PAN	fine TILT
100%	○	○	○	○	⚡	↺	○	○	↺	↺
75%	○	○	○	⚡	↺	↺	○	○	↺	↺
50%	○	○	○	⚡	↺	↺	○	○	↺	↺
25%	○	○	○	⚡	↺	↺	○	○	↺	↺
0%	○	○	○	○	↺	↺	○	○	↺	↺



* Exclusive


Stage Light 300 *Ultra-compact Spot*

* *Exclusive zoom with electronic focusing*

Stage Light 300 is the only luminaire in its category to feature electronic focusing and a manual zoom lens (1) for a wide range of projection angles, from 17,5 to 24 degrees.



Zoom lens (1)



Electronic focusing

* *Optical system for outstanding luminosity*

The exclusive Clay Paky optical system with twin lens condenser and spherical reflector allows enhancement of this basic power level, providing higher luminosity than any other fixture of similar power.

A complete color system

The color system (2) allows 36 color combinations, as well as 2 filters for color temperature correction, an ultraviolet light filter and a special blue filter.



Color disc + Special Effects disc (2), which also include a Prism and two Frost filters.




Other effects

Effects include 0-100% mechanical dimmer with instantaneous beam stop and an extremely high-speed strobe (5) with frequency 1-11 flashes per second.



Dimmer, stopper/strobe (5)



Sophisticated graphics

Stage Light 300 has graphic features unusual in a luminaire of this size, with no less than 6 rotating gobos (3) having indexed positioning through 540°, with adjustable speed two-way rotation; they can also be combined with a three-way prism (4).



Gobo disc (3)



Prism (4)

STAGE LIGHT 300: ILLUMINATION DIAGRAM WITH STANDARD AND OPTIONAL LENS

Standard Lens - Zoom - Focal 75/115 (17.5° ÷ 24°)						Optional Lens - Zoom - Focal 115/170 (12° ÷ 16°)							
Minimum Zoom	HTI 300 lux (fc)	0	1709 159	427 39.7	190 17.7	107 9.94	HTI 300 lux (fc)	0	3428 318	857 79.6	381 35.4	214 19.9	
	HMD 300 lux (fc)	0	1148 107	287 26.7	128 11.9	72 6.69		HMD 300 lux (fc)	0	2565 238	641 59.5	285 26.5	160 14.9
	Diameter m (ft.in)	0	1.54 5'1"	3.08 10'1"	4.62 15'2"	6.16 20'3"		Diameter m (ft.in)	0	1.01 3'4"	2.02 6'8"	3.03 9'11"	4.04 13'3"
	Distance m (ft.in)	0	5 16'5"	10 32'10"	15 49'3"	20 65'7"		Distance m (ft.in)	0	5 16'5"	10 32'10"	15 49'3"	20 65'7"

Standard Lens - Minimum Zoom - Focal 115						Optional Lens - Minimum Zoom - Focal 170							
Light frost	HTI 300 lux (fc)	0	1555 144	389 36.1	173 16.1	97 9.01	HTI 300 lux (fc)	0	3189 296	797 74.0	354 32.9	199 18.5	
	HMD 300 lux (fc)	0	1023 95	256 23.8	114 10.6	64 5.95		HMD 300 lux (fc)	0	2308 214	577 53.6	256 23.8	144 13.4
	Diameter 10% m (ft.in)	0	1.67 5'6"	3.33 10'11"	5.00 16'5"	6.66 21'10"		Diameter 10% m (ft.in)	0	1.16 3'10"	2.32 7'7"	3.49 11'5"	4.65 15'3"
	Diameter 50% m (ft.in)	0	1.48 4'10"	2.96 9'9"	4.43 14'6"	5.91 19'5"		Diameter 50% m (ft.in)	0	0.92 3'	1.85 6'1"	2.77 9'1"	3.69 12'1"
	Distance m (ft.in)	0	5 16'5"	10 32'10"	15 49'3"	20 65'7"		Distance m (ft.in)	0	5 16'5"	10 32'10"	15 49'3"	20 65'7"

Standard Lens - Maximum Zoom - Focal 75						Optional Lens - Maximum Zoom - Focal 115							
Light frost	HTI 300 lux (fc)	0	919 85.4	230 21.4	102 9.48	57 5.30	HTI 300 lux (fc)	0	1781 165	445 41.3	198 18.4	111 10.3	
	HMD 300 lux (fc)	0	634 58.9	159 14.8	70 6.50	40 3.72		HMD 300 lux (fc)	0	1441 134	360 33.4	160 14.9	90 8.36
	Diameter 10% m (ft.in)	0	2.21 7'3"	4.42 14'6"	6.62 21'9"	8.83 29'		Diameter 10% m (ft.in)	0	1.57 5'2"	3.14 10'4"	4.71 15'5"	6.28 20'7"
	Diameter 50% m (ft.in)	0	2.03 6'8"	4.06 13'4"	6.09 20'	8.11 26'7"		Diameter 50% m (ft.in)	0	1.37 4'6"	2.73 8'11"	4.10 13'5"	5.46 17'11"
	Distance m (ft.in)	0	5 16'5"	10 32'10"	15 49'3"	20 65'7"		Distance m (ft.in)	0	5 16'5"	10 32'10"	15 49'3"	20 65'7"

Standard Lens - Heavy Frost - Focal 115						Optional Lens - Heavy Frost - Focal 170							
Heavy frost	Distance m (ft.in)	0	5 16'5"	10 32'10"	15 49'3"	20 65'7"	Distance m (ft.in)	0	5 16'5"	10 32'10"	15 49'3"	20 65'7"	
	Diameter 10% m (ft.in)	0	2.18 7'2"	4.36 14'4"	6.54 21'5"	8.72 28'7"		Diameter 10% m (ft.in)	0	1.26 4'2"	2.52 8'3"	3.78 12'5"	5.04 16'6"
	Diameter 50% m (ft.in)	0	1.32 4'4"	2.65 8'8"	3.97 13'	5.29 17'4"		Diameter 50% m (ft.in)	0	0.74 2'5"	1.47 4'10"	2.21 7'3"	2.94 9'8"
	HTI 300 lux (fc)	0	1045 97.1	261 24.2	116 10.8	65 6.04		HTI 300 lux (fc)	0	2180 203	545 50.6	242 22.5	136 12.6
	HMD 300 lux (fc)	0	690 64.1	173 16.1	77 7.15	43 3.99		HMD 300 lux (fc)	0	1560 145	390 36.2	173 16.1	98 9.1

Standard Lens - Heavy Frost - Focal 75						Optional Lens - Heavy Frost - Focal 115							
Heavy frost	Distance m (ft.in)	0	5 16'5"	10 32'10"	15 49'3"	20 65'7"	Distance m (ft.in)	0	5 16'5"	10 32'10"	15 49'3"	20 65'7"	
	Diameter 10% m (ft.in)	0	3.24 10'8"	6.49 21'4"	9.73 31'11"	12.98 42'7"		Diameter 10% m (ft.in)	0	2.08 6'10"	4.17 13'8"	6.25 20'6"	8.34 27'4"
	Diameter 50% m (ft.in)	0	1.97 6'6"	3.94 12'11"	5.91 19'5"	7.88 25'10"		Diameter 50% m (ft.in)	0	1.24 4'1"	2.47 8'1"	3.71 12'2"	4.95 16'3"
	HTI 300 lux (fc)	0	610 56.7	153 14.2	68 6.32	38 3.53		HTI 300 lux (fc)	0	1180 110	295 27.4	131 12.2	74 6.87
	HMD 300 lux (fc)	0	407 37.8	102 9.48	45 4.18	25 2.32		HMD 300 lux (fc)	0	940 87.3	235 21.8	104 9.66	59 5.48

KEY • Diameter 10% -50%: beam diameter for 10% and 50% of maximum illumination.

Control Channels

CHANNELS										
%	1	2	3	4	5	6	7	8	9	10
	Color change	Gobo rotation	Gobo change	Dimmer Stopper Strobo	PAN	TILT	Effects disc	Focus	fine PAN	fine TILT
100%										
75%										
50%										
25%										
0%										



Features common to the two luminaires

The choice of two lamps

Both models use either the HTI 300 discharge lamp, offering the same features as the more powerful HTI series lamps from which it is derived, or the brand-new HMD 300, fully inter-changeable with the HTI 300, and offering an average lifetime of 3.000 hours, longer than ever before in a discharge lamp.



Easy access to luminaire interior

The easy opened shell structure of the moving body case simplifies inspection and servicing work inside the luminaires.



Generous, smooth movements

Movements (Pan 450°, Tilt 252°) are exceptionally wide and smooth, with microstepping resolution selectable between 8 or 16 bit at the flick of a switch.

Outstanding electronics

The performance of the electronics is guaranteed by the experience of Pulsar, which has designed and built them specifically for all Stage Line luminaires. The convenient illuminating display giving clear indication of the luminaire's operating status is another important feature.



Socket and plug for DMX signal

Luminous display
Indicator LED

Automatic repositioning

The automatic repositioning of the moving body after chance or accidental movements is another extremely convenient feature; the operator no longer has to repeat the time-consuming, irksome alignment procedure all over again.

Quick mounting plate

To speed up installation on supporting structures, luminaires can be equipped with an optional base plate and two clamps fixing brackets, designed for the use of standard connection systems.



* Transport lock on moving body

One of the most useful exclusive features Clay Paky offers with the Stage Line is the moving body lock operated by just pressing two buttons. This device hugely simplifies all handling and transport operations, finally doing away with troublesome, risky movement of the luminaire head.



Chromed and colored versions

To meet special interior design needs, Stage Color 300 and Stage Light 300 are also available in versions with chromed body. This galvanic-bath chromium-plating process is an alternative to the conventional black paint and gives an especially shiny finish.


Stage Color 300 and Stage Light 300 are also available in other colors on request.



Stage Color 300 and Stage Light 300

Gobos and Filters for Stage Light 300


METAL GOBOS



DICHROIC COLOR FILTERS



DICHROIC GOBOS



Sales codes



STAGE COLOR 300 - Black

- C 61011 STAGE COLOR 300 - 220V version - standard color
- C 61012 STAGE COLOR 300 - 120V version - standard color

STAGE LIGHT 300 - Black

- C 61005 STAGE LIGHT 300 - 220V version - standard color
- C 61006 STAGE LIGHT 300 - 120V version - standard color



STAGE COLOR 300 - Chromed (*)

- C 61011 STAGE COLOR 300 - 220V version - chromed
- C 61012 STAGE COLOR 300 - 120V version - chromed

STAGE LIGHT 300 - Chromed (*)


- C 61005 STAGE LIGHT 300 - 220V version - chromed
- C 61006 STAGE LIGHT 300 - 120V version - chromed

(*) Please specify *chromed* when ordering.

ACCESSORIES

L 10043 Osram HTI 300 Dx lamp

L 10051 Osram HMD 300 lamp



C 61110 STAGE COLOR and STAGE LIGHT 300 quick mounting plate

Stage Color 300 and Stage Light 300

Technical data

Power supply

- 220-240V 50Hz
- 200V 50Hz - 230V 60Hz
- 200V 60Hz
- 120V 60Hz
- 100V 50Hz
- 100V 60Hz

Lamps

Metal iodide lamp powered by a special unit incorporated in the fixture.

- Type HTI 300W
 - Cap Sfc 10-4
 - Color temperature 6.500 K
 - Luminous flux 22.000 lm
 - Average life 750 h
- Type HMD 300W
 - Cap Sfc 10-4
 - Color temperature 5.700 K
 - Luminous flux 20.000 lm
 - Average life 3.000 h

Power consumption

- 200-240V 50/60Hz version: 600VA at 230V 50Hz (standard 35 μ F power factor correction).
- 100-120V 50/60Hz version: 900VA at 120V 60HZ.

Motors

- N° 9 microstepping motors with full microprocessor control.

Stage Color 300 optical system

- High luminous efficiency elliptical reflector.
- Fresnel lens: diameter 152 mm, focal length 100 mm.

Stage Light 300 optical system

- Base in diecast aluminium.
- Twin lens condenser.
- High luminous efficiency spherical reflector.
- Standard Zoom lens, Focal 75/115 (17,5° ÷ 24°).
- Optional Zoom lens, Focal 115/170 (12° ÷ 16°).

Channels

- N° 8 + 2 control channels.

Inputs

- DMX 512
- RS232/423 (PMX)

Moving body

- Movements produced by two microprocessor controlled microstepping motors.
- Automatic PAN and TILT repositioning in the event of accidental movement not ordered from the desk.
- Range: PAN = 450° - TILT = 252°
- Max. speed:
 - PAN = 2.4 sec (360°) - TILT = 2.0 sec (252°)
- Resolution:
 - PAN = $\pm 1.76^\circ$ - FINE PAN = $\pm 0.007^\circ$
 - TILT = $\pm 0.98^\circ$ - FINE TILT = $\pm 0.004^\circ$

Safety devices

- Dual-pole automatic overload cut-out.
- Power supply shuts off automatically in the case of overheating or cooling system failure.
- Power shuts off automatically when cover is opened.
- Two safety wire anchor points.

Cooling

Forced ventilation cooling system using axial flow fans.

Housing

- Made of diecast aluminium and steel with epoxy powder coating.
- Two lateral transport handles.
- PAN and TILT lock system for transportation and maintenance.

Operating position

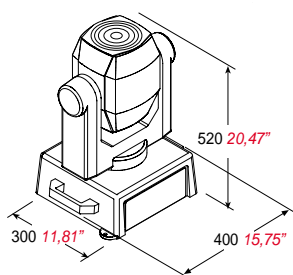
Will function in any position.

Stage Color 300 weights

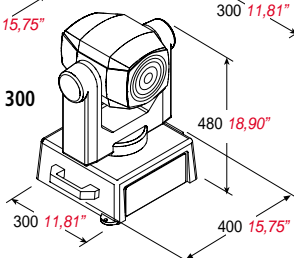
- 200-240V version: 22.4 kg (49lbs 8oz).
- 100-120V version: 23.5 kg (51lbs 11oz).

Stage Light 300 weights

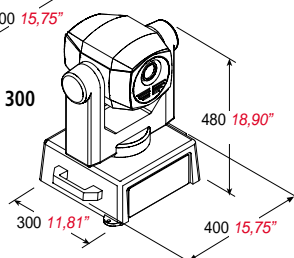
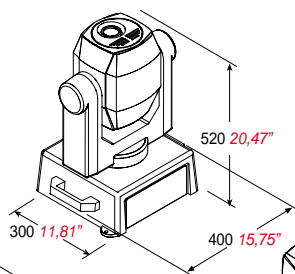
- 200-240V version: 22.5 kg (49lbs 8oz).
- 100-120V version: 23.6 kg (51lbs 15oz).



Stage Color 300



Stage Light 300



Stage Line



Stage Line: Comparison of 6 luminaires

Specifications and performances		WASHLIGHTS				EFFECTS PROJECTORS			
		STAGE COLOR 300		STAGE COLOR 575	STAGE COLOR 1000	STAGE COLOR 1200	STAGE LIGHT 300		STAGE ZOOM 1200
Lamp	Type	HTI 300	HMD 300	HMI 575/SEL	Halogen 1000 W	HMI 1200 W/S	HTI 300	HMD 300	HMI 1200 W/S
	Color temperature	6.500 K	5.700 K	6.000 K	3.200 K	6.000 K	6.500 K	5.700 K	6.000 K
	Average life	750 hrs	3.000 hrs	1.000 hrs	250 hrs	750 hrs	750 hrs	3.000 hrs	750 hrs
Interchangeability		-		-	-	with Stage Zoom 1200	-		with Stage Color 1200
Hot restrike feature		-		•	-	•	-		•
Lamp on/off from desk		-		•, selectable	•	•, selectable	-		•, selectable
Electronic zoom lens		-		-	-	-	-		•
Manual zoom lens		-		-	-	-	•		-
Electronic focusing		-		-	-	-	•		•
3-color mixing (CMY)		•		-	•	-	-		•
4-color mixing (CMY+Amber)		-		•	-	•	-		-
Gradual color Temperature Correction (GTC)		-		•	-	•	-		-
Colors wheel		-		•	•	•	• (2)		•
Color temperature correction (2 filters)		-		-	-	-	•		•
Ultraviolet light		-		•	•	•	•		•
Gradual variable frost		•		-	-	-	-		•
Frost filters		-		3	1	3	2		-
Static gobos		-		-	-	-	-		4
Indexable rotating gobos		-		-	-	-	6		4
Static prisms		-		-	-	-	1		-
Indexable rotating prisms		-		-	-	-	-		4
Ovalized beam		-		•	•	•	-		-
Electronic iris		-		-	-	-	-		•
Dimmer		• on single channel		• on single channel	• electronic on single channel	• on single channel	•		•
Stop/Strobo		•		•	•	•	•		•
Pan angle (450°)		•		•	•	•	•		•
Tilt angle (252°)		•		•	•	•	•		•
Selectable pan and tilt resolution (8/16 bit)		•		•	•	•	•		•
Automatic pan and tilt repositioning		•		•	•	•	•		•
Pan and tilt locking for transport		•		•	•	•	•		•
Electromagnetic ballast		•		•	-	optional	•		optional
Electronic ballast		-		optional	-	•	-		•
Control channels		8+2		11+3	9+2	11+3	8+2		16+3



PROFESSIONAL SHOW LIGHTING

CLAY PAKY SPA - Via Pastrengo, 3/b - 24068 Seriate (BG) Italy
Tel. +39-035-654311 - Fax +39-035-301876 - Internet: www.claypaky.it

